

Wood Stone



Oven shown with optional stainless steel mantle.

Hearth Capacity

8" pizzas	8-10
10" pizzas	5-6
12" pizzas	4
16" pizzas	1-2

Assuming 5-minute cook times, the approximate maximum hourly production capacity can be calculated by multiplying the above numbers by 12.

Note: Highlighted capacities are considered an operational challenge.

OPTIONAL ACCESSORIES

- Doorway and Service Panel Extensions
- Stainless Steel or Black Granite Mantles
- Moisture Meter for Testing Firewood Quality
- Mobile Wood Cart
- Stainless Steel Oven Tools
- Stainless Steel Ash Dolly
- Custom Finishes
- Exhaust Hood
- Exhaust Fan
- Custom Wood Burning Accessories

MT. CHUCKANUT 4'

Stone Hearth Oven



Job Name

Model WS-MS-4-W-IR

Item#

Fuel Type Wood w/ Gas Assist

The Mt. Chuckanut Wood w/ Gas Assist oven is a high production Wood-Fired oven equipped with a powerful Infrared Gas Assist burner under the oven floor. Note: This oven requires a wood fire burned in the cooking chamber as the primary heat source. This oven is not intended for use without a wood fire.

The Mt. Chuckanut Wood w/ Gas Assist oven features a standard door opening 20-inches wide x 10-inches high. The inside diameter of the oven floor is 37-inches, resulting in a 9-square-foot cooking surface. The oven can be installed with a 1-inch side clearance to combustible construction.

A 47,000-BTU, thermostatically controlled, infrared heater mounted under the floor ensures constant deck temperatures. The dense, high-temperature ceramic formulation of which the hearth and dome are cast creates a "deep heat sink" within the oven chamber.

The 650-pound, monolithic, 4-inch thick cast-ceramic floor sits on 4-inches of rigid insulation. The 700-pound, monolithic dome is also cast to a thickness of at least 4 inches. The hearth and dome are connected and supported by a carefully tensioned steel exoskeleton, which ensures structural integrity and long life. The body of the oven rests on a 10-gauge steel pan bolted to a heavy-duty, 3-inch angle iron stand. The oven is wrapped with at least 2-inches of spun ceramic fiber insulation and enclosed (top and sides) with 16-gauge galvanized steel. The oven arrives completely assembled and ready to set in place.

The oven can be manufactured to burn either propane or natural gas; this must be specified at the time of order.

The oven vents through an 8-inch O.D. flue collar located above the doorway. The Mt. Chuckanut can be direct connected to a power-ventilated, grease-rated chimney or can be vented with a Listed Type 1 exhaust hood, or one constructed in accordance with NFPA 96 and all relevant local and national codes. The oven must be vented as a solid fuel appliance, in accordance with all relevant local and national codes, and in a manner acceptable to the authority having jurisdiction.

The Mt. Chuckanut Wood w/ Gas Assist oven can be converted to a Gas-Fired only oven with the addition of a Wood Stone Radiant Flame burner. This conversion would require an ADDITIONAL 68,000-BTUs natural gas OR 62,000-BTUs propane (LP).



ANSI Z83.11b-2006
CSA 1.8b-2006



ANSI/NSF 4

Wood Stone

An ongoing program of product improvement may require us to change specifications without notice.
Revised August 2009

WOOD STONE CORPORATION

1801 W. Bakerview Rd.
Bellingham, WA 98226 USA

Toll Free (800) 988-8103

Tel (360) 650-1111

Fax (360) 650-1166

info@woodstone-corp.com or visit www.woodstone-corp.com

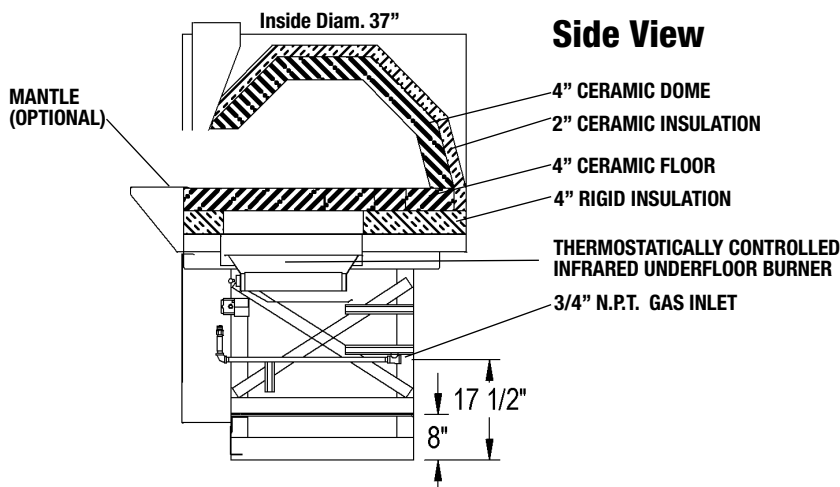
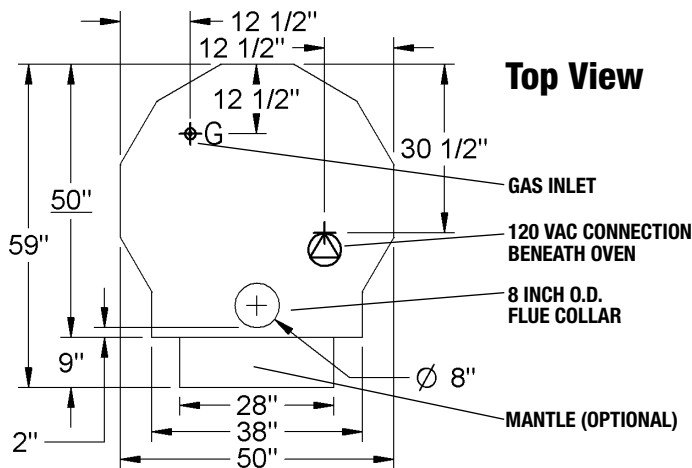
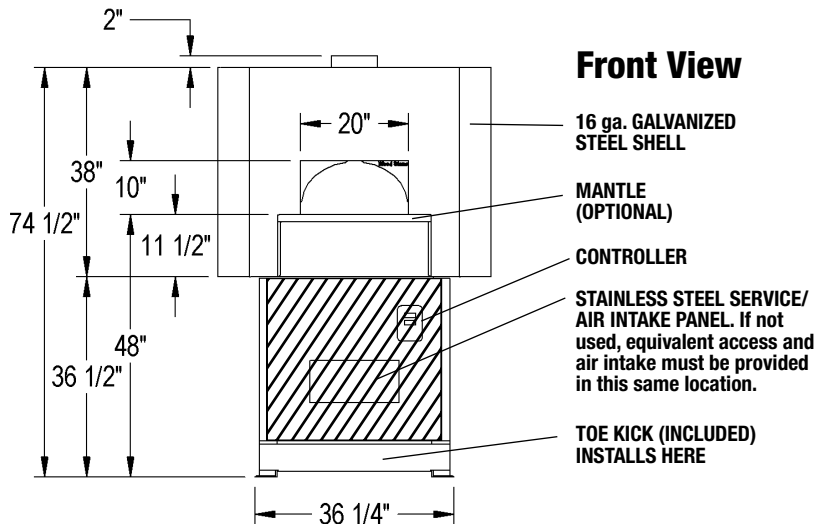


MT. CHUCKANUT 4'

Wood w/ Gas Assist Oven

Model

WS-MS-4-W-IR



Note: This oven requires a wood fire burned in the cooking chamber as the primary heat source. This oven is not intended for use without a wood fire.

UTILITIES REQUIRED:

1. 120-VAC/ 1.1-AMP Electrical Supply
2. 47,000-BTU Natural Gas Supply OR 42,000-BTU Propane (LP) Supply



NOTE: A gas-only conversion would require an **additional** 68,000-BTUs Natural Gas OR 62,000-BTUs Propane (LP).

FACADE INFORMATION

1. All facades or enclosures are by others; see installation information for details.
2. Any facade or enclosure below the mantle must allow the following:

- a) Unobstructed access 16-inches to each side of centerline for removal of service / intake panel.
- b) Easy access to the controller.
- c) Sufficient combustion air for gas burner; see installation information for details.

VENTING INFORMATION

The Mt. Chuckanut can be direct connected to a power-ventilated, grease-rated chimney or can be vented using a Listed Type 1 exhaust hood or one constructed in accordance with NFPA 96 and all relevant local and national codes. The oven must be vented as a solid fuel appliance, in accordance with all relevant local and national codes, and in a manner acceptable to the authority having jurisdiction.

**Unit Shipping Weight:
2,400 lbs.**



WoodStone

An ongoing program of product improvement may require us to change specifications without notice.
Revised August 2009

WOOD STONE CORPORATION

1801 W. Bakerview Rd.
Bellingham, WA 98226 USA

Toll Free (800) 988-8103

Tel (360) 650-1111
Fax (360) 650-1166

info@woodstone-corp.com or visit www.woodstone-corp.com