

# Wood Stone



## FIRE DECK 9660

Stone Hearth Deck Oven



<b>Job Name</b>	
<b>Model</b>	WS-FD-9660-CL
<b>Item#</b>	
<b>Fuel Type</b>	<b>Gas-Fired and Coal-Fired</b>

### Hearth Capacity

8" pizzas	32
10" pizzas	18
12" pizzas	12
16" pizzas	6
18" or 20" pizzas	4

Assuming 5-minute cook times, the approximate maximum hourly production capacity can be calculated by multiplying the above numbers by 12.

### OPTIONAL ACCESSORIES

- Stainless Steel Storage Boxes
- Stainless Steel Oven Tool Set (with stainless steel hangers)
- Stack-Mounted Exhaust Fan
- Custom Oven-Mounted Exhaust Hood
- Temporary Rigging Casters
- Prepared for facade application
- Wood Stone also carries a full line of accessories for stone hearth cooking
- Prepared for Facade Application

The Coal-fired Fire Deck 9660 features a standard door opening 54 inches wide x 10 inches high. The cooking surface is 72 inches wide, and 46 inches deep, resulting in 22 square feet of usable deck space. The dense, high temperature ceramic formulation of which the hearth and dome are cast creates a "deep heat sink" within the chamber of the oven. The Fire Deck is unique among deck ovens in that it can easily accommodate six 20 inch pizzas, or 6 full sized sheet pans.

The Coal-fired Fire Deck is a variation of our standard Fire Deck 9660 gas-fired oven. The oven has been modified to achieve an excellent balance of top and bottom heat while burning coal, and to optimize air flow to the coal fire. The coal-fired model utilizes one gas-fired wall of radiant flame on one side of the oven opposite the coal fire, and a thermostatically controlled gas infrared burner beneath the oven deck.

The 1,600-pound, monolithic, cast-ceramic floor sits on 4 inches of rigid insulation and is poured to a thickness of 4 inches. The 2,400-pound, monolithic dome is also cast to a thickness of 4 inches. The hearth and dome are connected by a carefully tensioned steel exoskeleton, which ensures structural integrity and long life.

The body of the oven rests on a 10-gauge steel pan welded to a heavy-duty stand, coated with a durable black finish. The oven's ceramic dome is wrapped with at least 2 inches of spun ceramic fiber insulation and enclosed (front, top and sides) with 16-gauge galvanized steel. The oven arrives completely assembled on heavy-duty shipping castors and ready to roll into place.

The combustion products of the gas and coal used to fuel the oven vent through a 12 inch O.D. flue collar located above the doorway. The Fire Deck 9660 can be direct connected to a power-ventilated grease rated chimney, or it can be vented using a Listed Type 1 exhaust hood or one constructed in accordance with NFPA 96 and all relevant local and national codes. This model must be vented as a solid fuel appliance.



An ongoing program of product improvement may require us to change specifications without notice.  
Revised August 2009

### WOOD STONE CORPORATION

1801 W. Bakerview Rd.  
Bellingham, WA 98226 USA

Toll Free (800) 988-8103

Tel (360) 650-1111

Fax (360) 650-1166

[info@woodstone-corp.com](mailto:info@woodstone-corp.com) or visit [www.woodstone-corp.com](http://www.woodstone-corp.com)



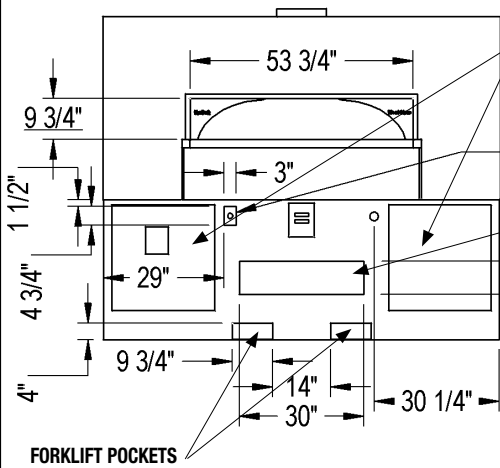
# FIRE DECK 9660

Stone Hearth Deck Oven

Model

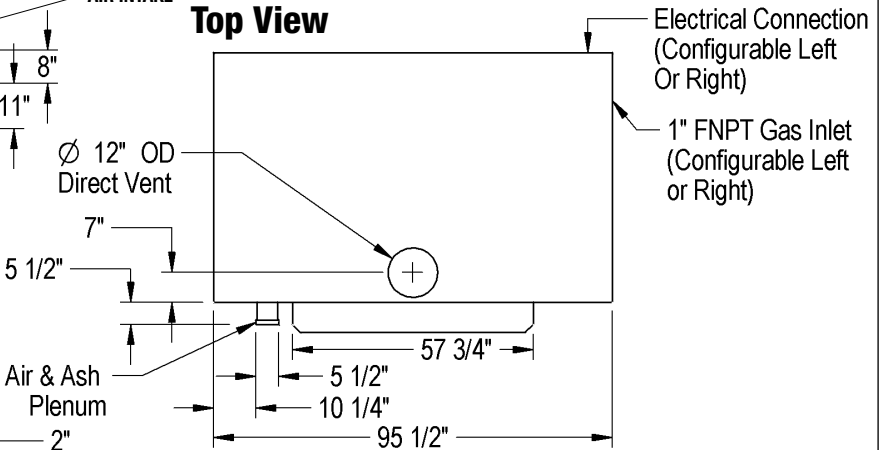
WS-FD-9660

## Front View

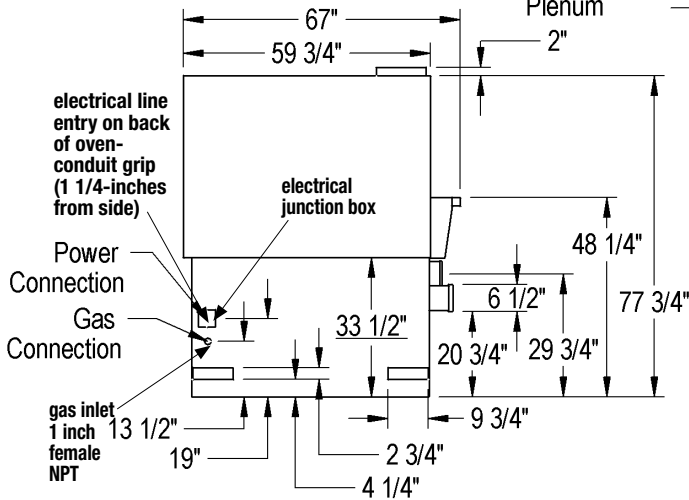


Optional storage boxes shown. Standard access panels correspond to outer dimensions of the storage boxes. All storage boxes and/or access panels must remain easily removable after installation.

## Top View



## Side View



### UTILITIES REQUIRED

- 120 VAC/ 4 AMP electrical connection
- 225,000 BTU Natural Gas supply  
OR  
225,000 BTU Propane (LP) supply  
*The oven's gas inlet is 1" N.P.T. Female*

### VENTING INFORMATION

The Fire Deck 9660 can be direct connected to a power-ventilated, grease-rated chimney or can be vented with a Listed Type 1 exhaust hood, or one constructed in accordance with NFPA 96 and all relevant local and national codes. The oven must be vented in accordance with all relevant local and national codes, and in a manner acceptable to the authority having jurisdiction.

**IMPORTANT:** This model must be vented as a solid fuel appliance.

**Unit Shipping Weight: 5,700 lbs.**



An ongoing program of product improvement may require us to change specifications without notice.  
Revised August 2009

### WOOD STONE CORPORATION

1801 W. Bakerview Rd.  
Bellingham, WA 98226 USA

Toll Free (800) 988-8103

Tel (360) 650-1111

Fax (360) 650-1166

info@woodstone-corp.com or visit [www.woodstone-corp.com](http://www.woodstone-corp.com)