

Wood Stone



FIRE DECK 11290

Stone Hearth Deck Oven



Job Name	
Model	WS-FD-11290-CL
Item#	
Fuel Type	Gas-Fired and Coal-Fired

The Fire Deck 11290 features a standard door opening 60 inches wide x 10 inches high. The stone hearth is 88 inches wide, and 76 inches deep, resulting in 46 square feet of usable deck space. The dense, high temperature ceramic formulation of which the hearth and dome are cast creates a "deep heat sink" within the chamber of the oven. The Fire Deck is available in a variety of burner and fuel configurations. The standard unit has a single wall of radiant flame (incorporating 2 independently adjustable radiant burners), as well as a thermostatically controlled gas infrared burner beneath the oven deck. Alternatively, any or all of the radiant burners can be omitted to accommodate the use of wood as a fuel source. The ovens are constructed so that future addition of any of the burners (previously omitted) is possible.

The Coal-fired Fire Deck is a variation of our standard Fire Deck 11290 gas-fired oven. The oven has been modified to achieve an excellent balance of top and bottom heat while burning coal, and to optimize air flow to the coal fire. The coal-fired model utilizes one gas-fired wall of radiant flame on one side of the oven opposite the coal fire, and a thermostatically controlled gas infrared burner beneath the oven deck.

The 4,200-pound, monolithic, cast-ceramic floor sits on 4 inches of rigid insulation and is poured to a thickness of 6 inches. The 2,800-pound, monolithic dome is cast to a thickness of at least 4 inches. The hearth and dome are connected by a carefully tensioned steel exoskeleton, which ensures structural integrity and long life. The body of the oven rests on a 10-gauge steel pan welded to a heavy-duty frame. The oven is wrapped with at least 2 inches of spun ceramic fiber insulation and enclosed (front, top and sides) with 16-gauge galvanized steel. The oven arrives completely assembled on heavy-duty shipping casters and ready to roll into place.

The oven vents through a 12-inch O.D. flue collar located directly above the doorway. The Fire Deck 11290 can be direct connected to a power-ventilated, grease-rated chimney or it can be vented using a Listed Type 1 exhaust hood or one constructed and installed in accordance with NFPA 96 and all relevant local and national codes. This oven must be vented in accordance with all relevant local and national codes and in a manner acceptable to the authority having jurisdiction.

IMPORTANT - Ovens with model numbers containing a -CL must be vented as a solid fuel appliance. The oven can be installed with only 1-inch side clearance to combustible construction.

Hearth Capacity

8" pizzas	56
10" pizzas	40
12" pizzas	28
16" pizzas	16
18" or 20" pizzas	9

Assuming 5-minute cook times, the approximate maximum hourly production capacity can be calculated by multiplying the above numbers by 12.

OPTIONAL ACCESSORIES

- Stainless Steel Oven Tool Set (with wall-mounting hangers)
- Stack-Mounted Exhaust Fan
- Custom Oven-Mounted Exhaust Hood
- Configured for Wood Burning (Wood burning models must be vented for solid fuel)
- Stainless Steel or Powder Coated Finishes Available for the Oven Enclosure
- Wood Stone also carries a full line of accessories for stone hearth cooking



An ongoing program of product improvement may require us to change specifications without notice.
Revised August 2009

WOOD STONE CORPORATION

1801 W. Bakerview Rd.
Bellingham, WA 98226 USA

Toll Free (800) 988-8103

Tel (360) 650-1111

Fax (360) 650-1166

info@woodstone-corp.com or visit www.woodstone-corp.com

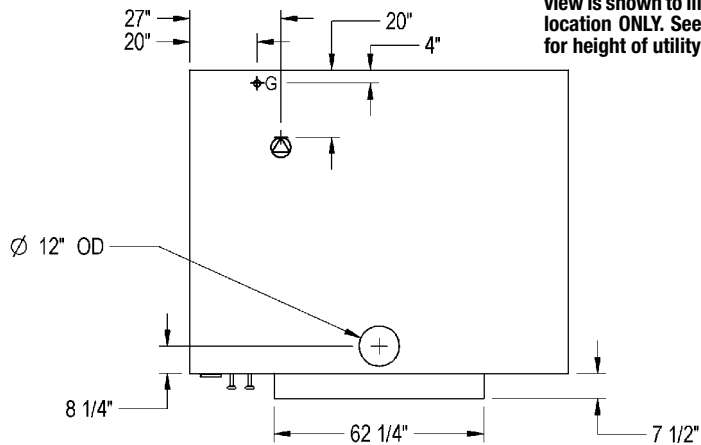


FIRE DECK 11290

Stone Hearth Deck Oven

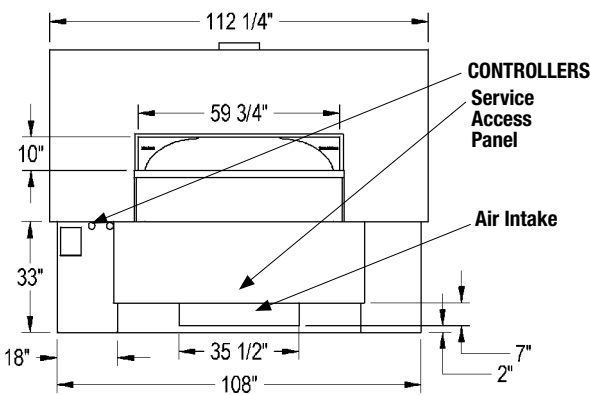
Model
WS-FD-11290

Top View




Important: Utility connections are made from underneath the oven; this view is shown to illustrate geographic location ONLY. See side view (below) for height of utility connections.

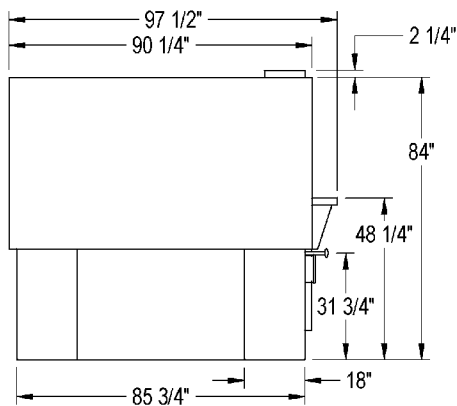
Front View



Note: The FD-11290 (with burners on one side) holds nine 18" x 26" sheet pans. Less space for ovens with a second burner or for models that utilize wood or coal.



Side View



UTILITIES REQUIRED

- 120 VAC/ 4 AMP electrical connection
- 347,000 BTU (max) Natural Gas supply OR 369,000 BTU (max) Propane (LP) supply
The oven's gas inlet is 1" N.P.T. Female

VENTING INFORMATION

The Fire Deck 11290 can be direct connected to a power-ventilated, grease-rated chimney, or vented using a Listed Type 1 exhaust hood, or one constructed in accordance with NFPA 96 and all relevant local and national codes. This oven must be vented in accordance with all local and national codes and in a manner acceptable to the authority having jurisdiction.

IMPORTANT - Ovens with model numbers containing a -W must be vented as a solid fuel appliance.

BTU output per burner
Natural Gas Propane

	Natural Gas	Propane
Radiant (flame) Burner	125,000	142,000
IR Burner	97,000	85,000

**Unit Shipping Weight:
11,500 lbs.**

Guide to Fire Deck Model #s

	Underfloor IR Burner	Left-side Flame Burner	Right-side Flame Burner	Coal Fire Optional	Wood Fire Mandatory	Natural Gas	Liquid Propane
WS-FD-11290-RFG-L/R-IR-CL	1	1	1			NG	LP
WS-FD-11290-RFG-LL-IR-CL	1	2		-CL		NG	LP
WS-FD-11290-RFG-RR-IR-CL	1		2	-CL			
WS-FD-11290-RFG-L-IR-CL	X	X		-CL		NG	LP
WS-FD-11290-RFG-R-IR-CL	X		X	-CL		NG	LP
WS-FD-11290-W-IR-CL	1				X	NG	LP
WS-FD-11290-W-CL					X		



An ongoing program of product improvement may require us to change specifications without notice.
Revised August 2009

WOOD STONE CORPORATION
1801 W. Bakerview Rd.
Bellingham, WA 98226 USA

Toll Free (800) 988-8103
Tel (360) 650-1111
Fax (360) 650-1166

info@woodstone-corp.com or visit www.woodstone-corp.com