

Wood Stone



Oven shown with optional stainless steel mantle and left side radiant flame.

NAPLES DUAL TEMP

Stone Hearth Oven



Job Name	
Model	WS-MS-6-RFG-L-IR-NAP
Item#	
Fuel Type	Dual Gas / Dual Temp

The Naples Style dual-temperature, gas-fired oven design is based upon our highly successful Mount Baker oven. It features a side mounted radiant flame burner with increased BTU's to make this the perfect oven for those seeking to produce a 'Naples' style pizza from a gas fired oven. The oven door opening is 36 inches wide. Door height is reduced to 7.5 inches to achieve Naples style temperatures more easily. The inside diameter of the oven floor is 62 inches, resulting in a 21-square-foot cooking surface. The oven is approved for installation with a 1 inch side clearance to combustible building materials.

The dense, high-temperature ceramic formulation of which the hearth and dome are cast creates a "deep heat sink" within the chamber of the oven. The oven is primarily heated by an easily adjustable (135,000 BTU max.) wall of radiant flame located at the side of the cooking chamber. An 83,000-BTU thermostatically controlled infrared burner mounted under the floor ensures constant deck temperatures. The combined effect of these heat sources make this a very powerful and responsive stone hearth oven.

The 1,600-pound, monolithic, cast-ceramic floor sits on 4 inches of rigid insulation and is poured to a thickness of 4 inches. The 1,300-pound, monolithic dome is cast to a thickness of 4 inches. The hearth and dome are connected and supported by a carefully tensioned stainless steel exoskeleton, which ensures structural integrity and long life. The body of the oven rests on a 10-gauge steel pan bolted to a heavy-duty 3 inch angle iron stand. The oven is wrapped with at least 2 inches of spun ceramic fiber insulation and enclosed (top and sides) with 16-gauge galvanized steel. The oven arrives completely assembled and ready to set in place.

The oven can be manufactured to burn either propane or natural gas; this must be specified at the time of order.

The oven vents through a 10 inch O.D. flue collar located above the doorway. The Naples oven can be direct connected to a power-ventilated, grease-rated chimney or can be vented with a Listed Type 1 exhaust hood, or one constructed in accordance with NFPA 96 and all relevant local and national codes. The oven must be vented in accordance with all relevant local and national codes and in a manner acceptable to the authority having jurisdiction.

Hearth Capacity

8" pizzas	18-22
10" pizzas	11-13
12" pizzas	8-10
16" pizzas	6-8

OPTIONAL ACCESSORIES

- Stainless Steel or Black Granite Mantle
- Decorative Oven-Mounted Wood box
- Stainless Steel Oven Tool Set (with stainless steel hangers)
- Custom Finishes (stucco-ready, stainless steel, copper, and more)
- Stack-Mounted Exhaust Fan
- Custom Oven-Mounted Exhaust Hood
- Configured for Wood Burning (changes model suffix to RFG-IR-W)



An ongoing program of product improvement may require us to change specifications without notice.
Revised July 2008

WOOD STONE CORPORATION
1801 W. Bakerview Rd.
Bellingham, WA 98226 USA

Toll Free (800) 988-8103
Tel (360) 650-1111
Fax (360) 650-1166

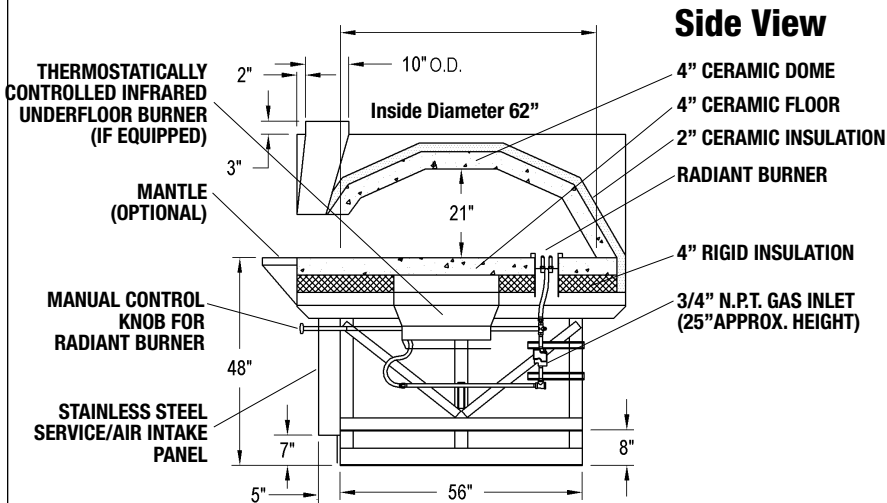
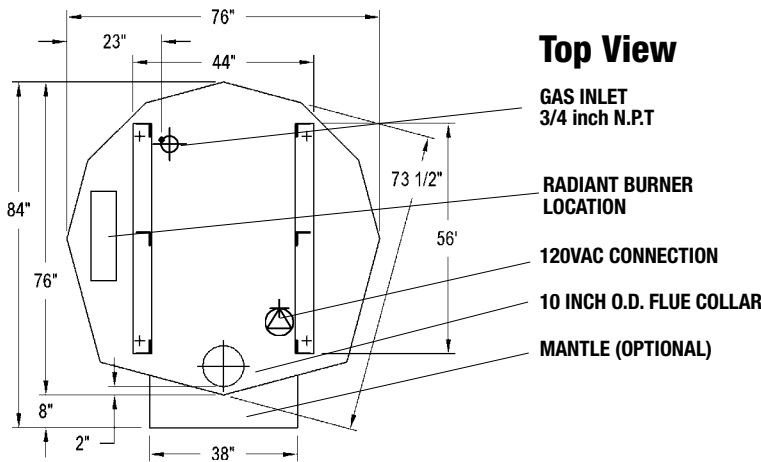
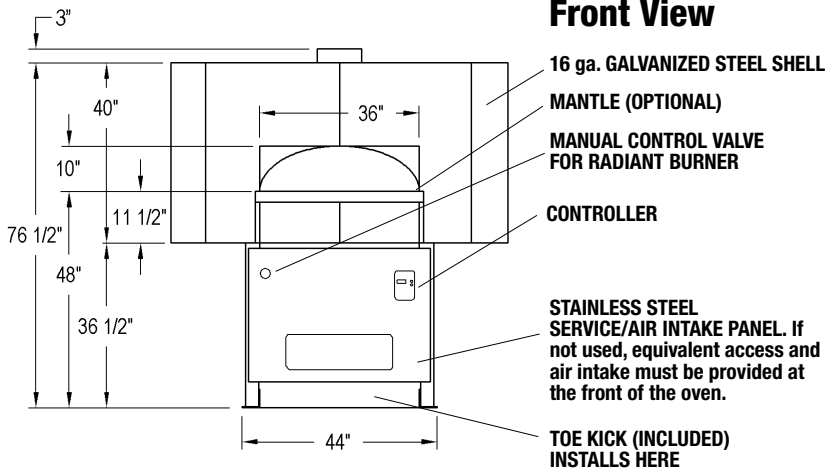
info@woodstone-corp.com or visit www.woodstone-corp.com



NAPLES DUAL TEMP

Stone Hearth Oven

Model
WS-MS-6-RFG-L-IR-NAP



Front View

16 ga. GALVANIZED STEEL SHELL
MANTLE (OPTIONAL)
MANUAL CONTROL VALVE FOR RADIANT BURNER
CONTROLLER
STAINLESS STEEL SERVICE/AIR INTAKE PANEL. If not used, equivalent access and air intake must be provided at the front of the oven.
TOE KICK (INCLUDED) INSTALLS HERE

Top View

GAS INLET 3/4 inch N.P.T.
RADIANT BURNER LOCATION
120VAC CONNECTION
10 INCH O.D. FLUE COLLAR
MANTLE (OPTIONAL)

Side View

THERMOSTATICALLY CONTROLLED INFRARED UNDERFLOOR BURNER (IF EQUIPPED)
MANTLE (OPTIONAL)
MANUAL CONTROL KNOB FOR RADIANT BURNER
STAINLESS STEEL SERVICE/AIR INTAKE PANEL
4" CERAMIC DOME
4" CERAMIC FLOOR
2" CERAMIC INSULATION
RADIANT BURNER
4" RIGID INSULATION
3/4" N.P.T. GAS INLET (25" APPROX. HEIGHT)

UTILITIES REQUIRED

1. 120 VAC/ 1.1 AMP Electrical Supply
 2. 218,000 BTU Natural Gas Supply
- OR
available for LP - call factory

FACADE INFORMATION

1. All facades or enclosures are by others; see installation information for details.
2. Any facade or enclosure below the mantle allow the following:
 - a) Unobstructed access 20 inches to each side of centerline for removal of service / intake panel.
 - b) Easy access to all controls.
 - c) Sufficient combustion air for gas burners; see installation information for details.

VENTING INFORMATION

The oven vents through a 10 inch O.D. flue collar located above the doorway. The Naples oven can be direct connected to a power-ventilated, grease-rated chimney or can be vented with a Listed Type 1 exhaust hood, or one constructed in accordance with NFPA 96 and all relevant local and national codes. The oven must be vented in accordance with all relevant local and national codes and in a manner acceptable to the authority having jurisdiction.

**Unit Shipping Weight:
4,600 lbs.**



An ongoing program of product improvement may require us to change specifications without notice.
Revised July 2008

WOOD STONE CORPORATION
1801 W. Bakerview Rd.
Bellingham, WA 98226 USA

Toll Free (800) 988-8103
Tel (360) 650-1111
Fax (360) 650-1166

info@woodstone-corp.com or visit www.woodstone-corp.com