

Wood Stone

PLANCHA • COUNTERTOP

High Temperature Cook Surface



| | |
|------------------|----------------------|
| Job Name | |
| Model | WS-PL-MTL-40-35-4-CT |
| Item# | |
| Fuel Type | Electric |

COOKING

The Wood Stone Plancha is a full range cooking appliance. For example, use the Plancha during the morning for prep work, then clean it off for service for searing or sautéing. After service, or as you are cooking on the other zones, you can use the Plancha for stocks or other long gentle simmers. In a kitchen with fluctuating work loads, if you have multiple Planchas, it is possible to turn off unused units during slow times and operate with one cook. During busy times, have a chef at each Plancha preparing different items.

The Wood Stone Plancha is a highly responsive, high temperature, consistent cooking surface, backed by Wood Stone's reputation for quality engineered equipment.

With a small footprint, the unit measures 40 inches by 35 inches. The Plancha's cooking surface measures 34 inches by 24 inches, is made from polished steel and ships as a stand alone unit with legs to allow for easy installation on a non-combustible countertop.

The Plancha's surface can be used as a direct contact cooking surface like a griddle for searing or sautéing, or heated up to 800 degrees F so that it functions more like an open burner or French Top.

With thermostatically controlled electric zones, the Wood Stone Plancha is an efficient piece of equipment that radiates less heat than a gas-fired open burner range resulting in a cooler kitchen.



Intertek
ANSI/UL 197
CSA 222



Intertek
ANSI/NSF STD 4



An ongoing program of product improvement may require us to change specifications without notice.
Revised October 2011

WOOD STONE CORPORATION
1801 W. Bakerview Rd.
Bellingham, WA 98226 USA

Toll Free (800) 988-8103
Tel (360) 650-1111
Fax (360) 650-1166

info@woodstone-corp.com or visit woodstone-corp.com



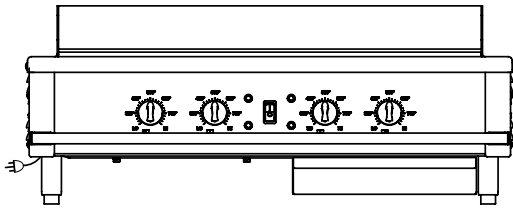
PLANCHA • COUNTERTOP

High Temperature Cook Surface

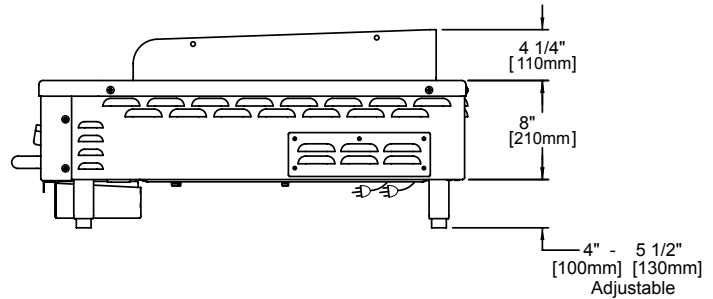
Model

WS-PL-MTL-40-35-4-CT

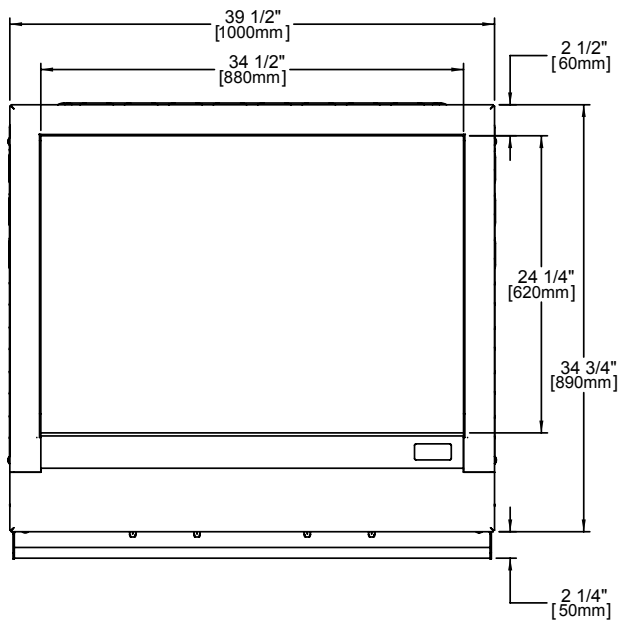
Front View



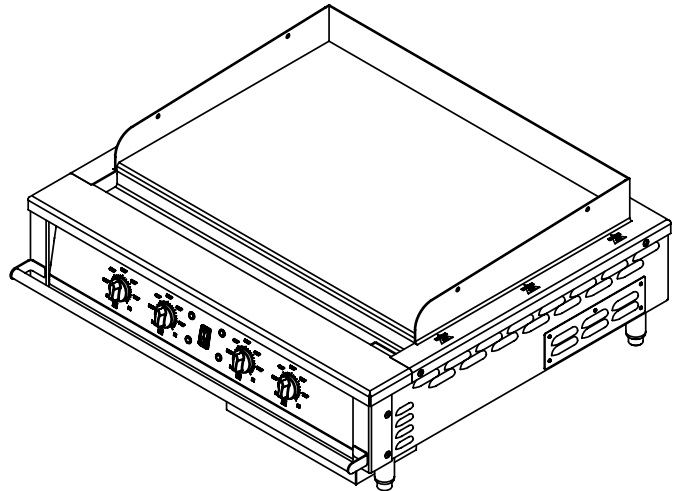
Side View



Top View



Iso View



Please note: Drawings not to scale

UTILITIES SPECIFICATIONS

Electrical - Must be specified when ordering. Units are cord connected. 208 and 240 VAC single phase units are equipped with 2 cords. 208 3 phase unit equipped with one cord.

- 208 VAC, 3 Phase 13,300 Watts. Requires 1 50 Amp Individual branch circuit. Single NEMA 15-50P plug.
- 208 VAC, Single Phase 13,300 Watts. Requires 2 40 Amp individual branch circuits. Two NEMA 6-50P plugs.
- 240 VAC, Single Phase 17,700 Watts. Requires 2 50 Amp individual branch circuits. Two NEMA 6-50P plugs.

VENTING INFORMATION

This appliance must be vented in accordance with NFPA 96.

**Unit Shipping Weight:
480 Lbs.**



Intertek
ANSI/UL 197
CSA 222



Intertek
ANSI/SF STD 4



An ongoing program of product improvement may require us to change specifications without notice.
Revised October 2011

WOOD STONE CORPORATION

1801 W. Bakerview Rd.
Bellingham, WA 98226 USA

Toll Free (800) 988-8103

Tel (360) 650-1111

Fax (360) 650-1166

info@woodstone-corp.com or visit woodstone-corp.com