

Wood Stone

FIRE DECK 6045 CE

Stone Hearth Deck Oven



Right-hand configuration shown with optional stainless steel storage box.

Job Name	
Model	WS-FD-6045-CE
Item#	
Fuel Type	Gas-Fired or Multi Fuel

The Fire Deck 6045 features a standard door opening 838 mm wide x 254 mm high. The cooking surface is 1016 mm wide, and 965 mm deep, resulting in about 1 square meter of usable deck space. The dense, high temperature ceramic formulation of which the hearth and dome are cast creates a "deep heat sink" within the chamber of the oven. The chef is protected from the heat of the chamber by the ceramic glass door/heat shield. The heat shield glides smoothly and easily using a simple counterweight, and can be safely left in any position. Whether it is open or closed, the operator and the customers can see into the brightly illuminated chamber. The Fire Deck is unique among deck ovens in that the oven operates efficiently with the heat shield open or closed.

The Fire Deck 6045 is available in a variety of burner and fuel configurations. The standard unit has a manually adjustable wall of radiant flame on one side of the oven chamber (specify right or left at time of order), as well as a thermostatically controlled gas infrared burner beneath the oven deck.

The 340 Kg, monolithic, cast-ceramic floor sits on 100 mm of rigid insulation and is poured to a thickness of 100 mm. The 430-pound, monolithic dome is also cast to a thickness of 100 mm. The hearth and dome are connected by a carefully tensioned steel exoskeleton, which ensures structural integrity and long life. The oven's ceramic dome is wrapped with at least 50 mm of spun ceramic fiber insulation and enclosed (top and sides) with 16-gauge galvanized steel. The body of the oven rests on a 10-gauge steel pan welded to a heavy-duty stand, coated with a durable black finish. The upper face of the oven body is finished in stainless steel.

A stainless steel storage compartment is optional and can be provided in the support frame. The oven arrives completely assembled and may be accompanied by a set of temporary rigging casters (optional) to aid in moving the oven into place.

The Fire Deck must be vented using an exhaust hood constructed and installed in accordance all relevant local and national codes. Fire Deck models with a -W in the model number must be vented for solid fuel. The oven is approved to be installed with a minimum 1-inch side clearance to combustible construction.

NATURAL GAS (METHANE)

I_{2H(20)} for use in: AT, BG, CZ, DK, EE, FI, GR, HR, HU, IS, IE, IT, LV, LT, NO, PT, RO, SK, SI, ES, SE, CH, TR, and GB

I_{2E(20/25)} for use in: DE and PL

I_{2E+(20/25)} for use in: BE and FR

I_{2L(25)} for use in: NL

I_{2HS(25)} for use in: HU

PROPANE and PROPANE BLENDS

I_{3P(37)} for use in: FI, DE, GR, IE, HR, LU, NL, PL, SK, SI, ES, CH, TR and GB

I_{3P(50)} for use in: CY, CZ, MT and SK

I_{3+(28-30,37)} for use in: BE, CY, CZ, EE, FR, GR, IE, IT, LT, LU, LV, PT, RO, SK, ES, CH and GB

I_{3B/P(30)} for use in: BG, CY, CZ, DK, EE, FI, GR, HR, LV, LT, LU, MT, NL, NO, SK, SI, SE and TR

I_{3B/P(37)} for use in: PL

I_{3B/P(50)} for use in: AT, DE, HU, SK and CH

Hearth Capacity

200 mm pizzas	16
250 mm pizzas	10
300 mm pizzas	6
400 mm pizzas	4

Assuming 5-minute cook times, the approximate maximum hourly production capacity can be calculated by multiplying the above numbers by 12.

OPTIONAL ACCESSORIES

- Stainless Steel Storage Boxes
- Stainless Steel Oven Tool Set (with stainless steel hangers)
- Stack-Mounted Exhaust Fan
- Custom Oven-Mounted Exhaust Hood
- Temporary Rigging Casters
- Configured for Wood Burning (Wood burning models must be vented for solid fuel)
- Wood Stone also carries a full line of accessories for stone hearth cooking
- Prepared for Facade Application



An ongoing program of product improvement may require us to change specifications without notice.
Revised August 2009

WOOD STONE CORPORATION

1801 W. Bakerview Rd.
Bellingham, WA 98226 USA

Toll Free (800) 988-8103

Tel (360) 650-1111

Fax (360) 650-1166

info@woodstone-corp.com or visit www.woodstone-corp.com



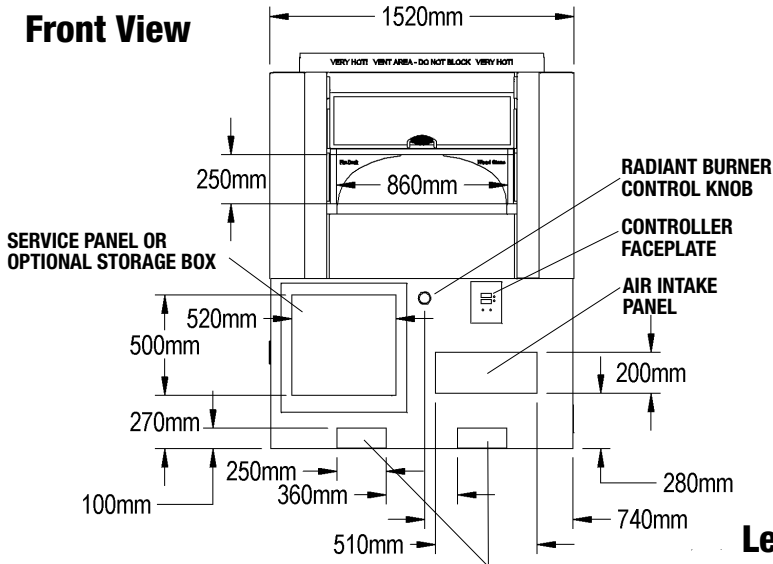
FIRE DECK 6045 CE

Stone Hearth Deck Oven

Model

WS-FD-6045-CE

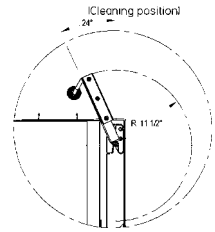
Front View



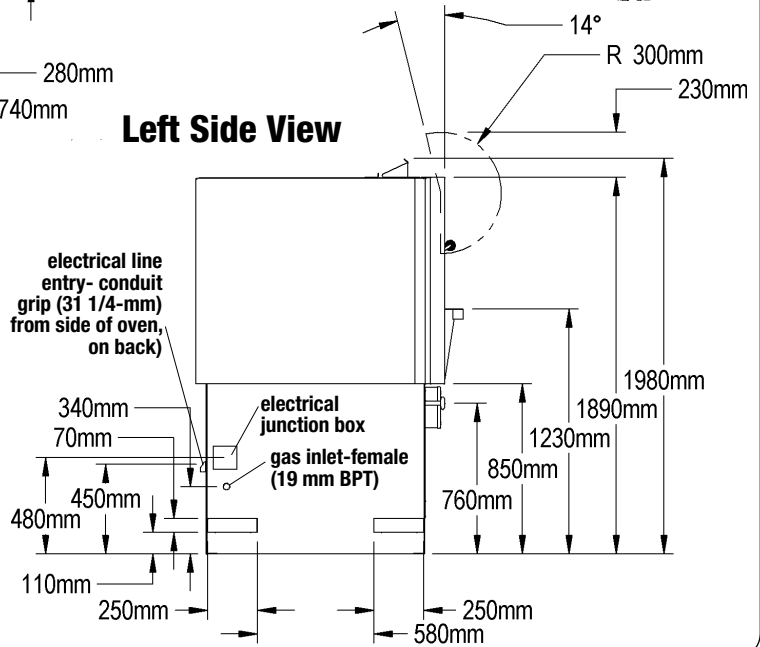
VERY IMPORTANT!!

This oven is available in a left or right configuration. The configuration corresponds to the location of the radiant flame. The figures on this page show a LEFT-hand configuration. Everything about a RIGHT-hand configured Fire Deck 6045 will be a mirror image of the LEFT-hand version.

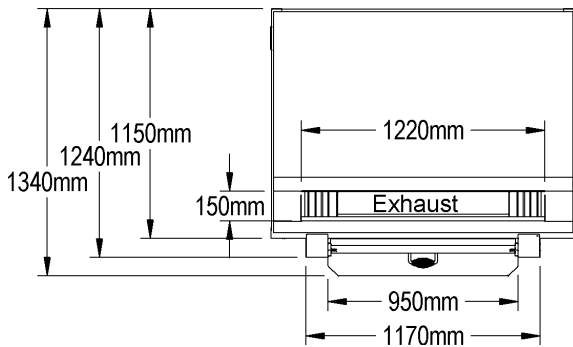
Heat Shield Swing Detail



Left Side View



Top View



UTILITIES REQUIRED

230 VAC/ .4 2AMP electrical connection
The oven's gas inlet is 19 mm B.P.T. Female

INSTALLATION CLEARANCE This appliance should be installed with at least 25 mm side and rear clearance to combustible building materials.

VENTING INFORMATION

Must be installed under an exhaust hood constructed and installed in accordance with NFPA and all relevant local and national codes.

Declared Input (kW)

Model	I _{2H} , I _{2L} and I _{2E}	I _{3P} , I ₃₊ and I _{3(B/P)}
WS-FD-6045-RFG-(L OR R)-IR-CE	44.85 kW	37.92 kW

EN 437 Gas Group	I _{2H}	I _{2E} and I _{2L}	I ₃₊	I _{3B/P(30)}	I _{B/P(50)}	I _{3P}
Inlet Pressure (mbar)	20	25	28-30/37/50	30	50	30/37/50

Unit Shipping Weight: 1,500 Kg



An ongoing program of product improvement may require us to change specifications without notice.
Revised August 2009

WOOD STONE CORPORATION

1801 W. Bakerview Rd.
Bellingham, WA 98226 USA

info@woodstone-corp.com or visit www.woodstone-corp.com

Toll Free (800) 988-8103

Tel (360) 650-1111

Fax (360) 650-1166